

# Panasonic

ideas for life

Home Network Camera  
[Wired Type] **BL-C1**  
[Wireless Type] **BL-C20**  
Indoor Use Only

# See There

## When You Can't Be There™

Aren't you sometimes concerned about your home while you're away? Are the pets safe? Is everything turned off? The built-in Web server in Panasonic's Network Camera lets you connect directly to a network\*1 and see what's going on from a PC or cell phone browser\*2. You can even operate the camera by remote control. Check the entrance, living room, or any other part of the house, right from your office or holiday destination. The BL-C1 and BL-C20 are also reasonably priced, because they include only the most important functions.

\*1: Internet, LAN, home network, etc.  
\*2: Still images only.



BL-C1

BL-C20



# Panasonic Lessens Your Home Worries



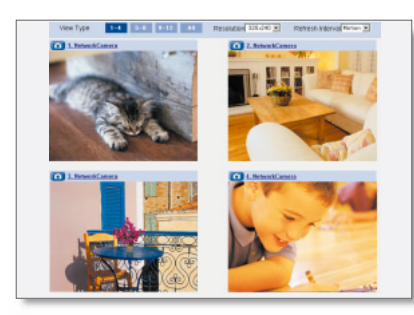
Make sure your pet is happy.  
**10x Digital Zoom Function\***  
 It's so reassuring to see your pet's happy face while you are out. A simple mouse operation is all you need to enlarge the image, using the 10x digital zoom, so you get a clear view of your pet's expression.  
\* This feature is not available when viewing on a cell phone.

Simple installation, setup, and camera access  
**Plug & Play, Simple Ethernet Connection**  
 The auto setup and UPnP functions simplify setup by automatically making the necessary network connection settings for you. The BL-C1 and BL-C20 also support the DDNS service\* for fixed domains, so you don't need to make any fixed address settings to monitor your camera over the Internet. See [www.viewnetcam.com](http://www.viewnetcam.com) for details.



\* The services of other companies are also supported, but correct operation cannot be guaranteed.

**Recording Program\* Included**  
 You can record the moving images captured by the camera on your PC. This lets you enjoy natural motion that isn't possible with still pictures. For example, you can check on your pet's activities while you're out.  
 • See the PC screen on the front page of this brochure for browser information.  
\*Recording is possible for only one camera. To record the images of multiple cameras, use the separately sold BB-HNP11.



Monitor several areas at the same time.  
**Multi-Camera Capability**  
 Check the images from three sets of four cameras each. Additionally, you can display the images of up to 12 cameras on a page as a still picture.

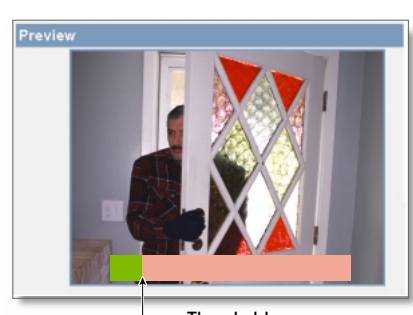
View a whole series of images.  
**Buffered Images\*1**  
 Up to 250\*2 images can be stored in the camera's internal memory.



Viewer Browser

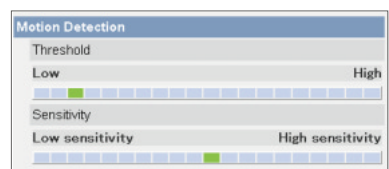
\*1 The maximum number of frames changes depending on the image quality and what object you buffer.  
 \*2 At 320 x 240 resolution and standard quality.

**Color Night View Mode\*1**  
 The camera's brightness setting is automatically adjusted when the room light is dimmed, so you can see clearly even with the light produced by the auxiliary lamp\*2 for a fluorescent light. This lets you check on things without waking the kids up.  
\*1 The image tends to blur more than that in standard mode when viewing a moving subject in low light or when using the pan or tilt function. When viewing a dark subject in colour night view mode, spots of white or coloured light may appear in the image.  
 \*2 Minimum brightness is 4 lux.



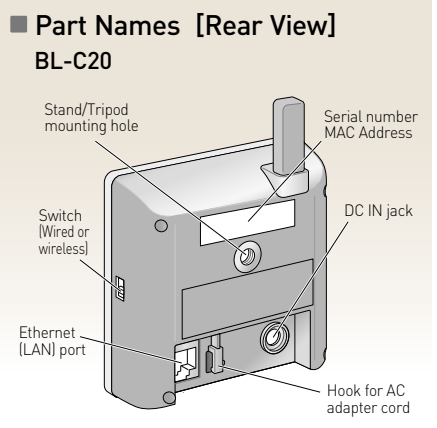
Threshold

Be informed whenever something moves.  
**Motion Detection & Image Transfer Mode**  
 In this mode, the camera captures an image only when motion is detected based on the preset threshold and sensitivity of the camera. The image can be stored temporarily in the camera\*1, or sent to you by e-mail\*2 or FTP data transfer.\*3



Setting Browser

\*1 For details, see the Buffered Images function.  
 \*2 POP before SMTP authentication and SMTP authentication (PLAIN and LOGIN) are supported. SMTP authentication (CRAM-MD5) is not supported.  
 \*3 The sensor's detection history can also be e-mailed to you once each day at a preset time.



## Specifications [BL-C1/C20]

Server		Camera		General	
Video Compression	JPEG (3 Levels)	Zoom	10 x digital zoom	Indicator Display	Power/Network Communication/Camera operation/Ethernet link
Video Streaming Format	Motion JPEG	Image Sensor	1/4-inch CMOS Sensor 320,000 pixels	Dimension (HWD)	BL-C1: About 85 mm (3 3/8 inches) x About 85 mm (3 3/8 inches) x About 25 mm (1 inch) BL-C20: About 85 mm (3 3/8 inches) x About 85 mm (3 3/8 inches) x About 35.5 mm (1 3/8 inches)
Video Resolution	640 x 480, 320 x 240 (default), 160 x 120	Illuminance	4—10,000 lx [when Color Night View Mode is enabled] 10—10,000 lx [when Color Night View Mode is disabled]	Weight	BL-C1: 100 g [0.22 lb.] (Only the unit) BL-C20: 165 g [0.36 lb.] (Only the unit)
Frame Rate *	Max. 7.5 frames/second (640 x 480) Max. 15 frames/second (320 x 240 or 160 x 120)	White Balance	Auto/Manual	Power Supply	AC adaptor: 9 V DC (120 V AC) Consumption: [For BL-C1] About 1.7 W [For BL-C20] About 4.6 W
Authentication	ID/Password Administrator/General User (Up to 50)	Focus	Fixed 0.3 m (11 13/16 inches)—Infinity	Operation Temperature	+5°C — +40°C [+41°F — +104°F]
Supported Protocols	TCP, UDP, IP, HTTP, FTP, SMTP, DHCP, DNS, ARP, ICMP, POP3, NTP, UPnP™	Caliber Ratio (F No.)	F2.8	Operation Humidity	20%—80% (No Condensation)
Max User Access	20	Viewing Angle	Horizontal axis: 53°, Vertical axis: 41°		
Image Transfer	E-mail, FTP	Exposure	Auto		
Message Transfer Condition	Timer or Motion Detection				
<b>Wireless (For BL-C20)</b>		<b>Terminal</b>			
Wireless Network	IEEE802.11b/g	Interface	10Base-T/100Base-TX Ethernet RJ-45 connector x 1		
Frequency Range	2.412—2.462 GHz	<b>System Requirements For Viewer PC</b>			
Channel	1—11	Operation System	Windows® 98SE, 2000, Me, XP		
Security	WEP (64/128/152 bit), SSID	Web Browser	Internet Explorer® 6.0 or later		

\* Frame rate may slow down depending on the network environment, PC performance, image quality or what object you view.



<http://panasonic.co.jp/pcc/products/en/netwcam/>

0M1005SP-C1/C20-LT.CE  
 All pictures simulated.  
 Design and specifications are subject to change without notice.